



# Antenna type ARLO3810XZ DAB

DIRECTIONAL BROADBAND ANTENNA

**170 ÷ 240** MHz



## ELECTRICAL DATA

<b>Frequency range A</b>	MHz	170 ÷ 240
<b>Bandwidth</b>	MHz	70
<b>Gain max .</b>	dBi	9.5
<b>Return loss</b>	dB	≥ -14
<b>VSWR</b>		≤ 1.5:1
<b>Nominal impedance</b>	Ω	50
<b>Polarization</b>	Ω	V/H
<b>H beamwidth 170 Mhz</b>	-3 dB	90°
<b>H beamwidth 200 Mhz</b>	-3 dB	80°
<b>H beamwidth 230 Mhz</b>	-3 dB	90°
<b>E beamwidth 170 Mhz</b>	-3 dB	60°
<b>E beamwidth 200 Mhz</b>	-3 dB	55°
<b>E beamwidth 230 Mhz</b>	-3 dB	55°
<b>Max Power</b>	W	500 W/ 1.5 kW
<b>Connector</b>	Nf/-7/16f	Nf=700wW=7/16 1.5Kw
<b>Lightning protection</b>	<b>All metal parts are D.C. ground</b>	

## MECHANICAL DATA

<b>Dimension length</b>	mm	1295X910x90
<b>Elements numbers</b>		8
<b>Weight without clamp</b>	kg	8
<b>Wind surface</b>	m <sup>2</sup>	Front 0.02 side 0.07
<b>Front wind load</b>	Kg	0.7 ( 25 m/s )
<b>Side wind load</b>	Kg	2.9 ( 25 m/s )
<b>Mounting +/- 90°</b>	mm	Ø 60 ÷ 114

## MATERIALS

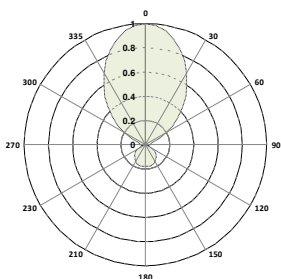
**Stainless steel – alluminium Teflon – Brass –**  
- RoHS compliance -

## ACCESSORIES

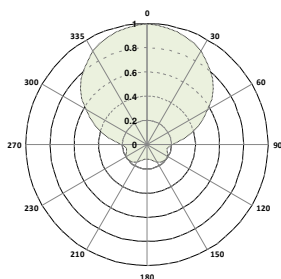
ARLO3810F 1 clamp **stainless steel** /weight 3.5 Kg

## ORDERING AND PACKAGING INFORMATION

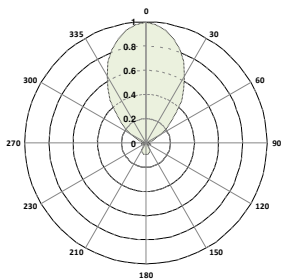
AR03810XZ With **Nf** CONNECTOR  
AR03810WZ With **7/16f** CONNECTOR  
PACKAGING 130x20x20 cm. / weight 11.5 Kg



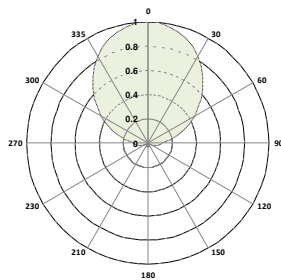
170 Mhz E plane



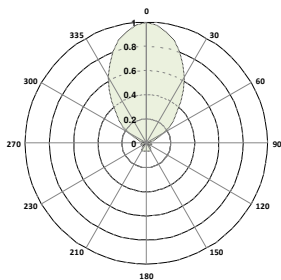
170 Mhz H plane



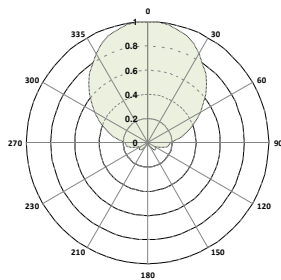
200 Mhz E plane



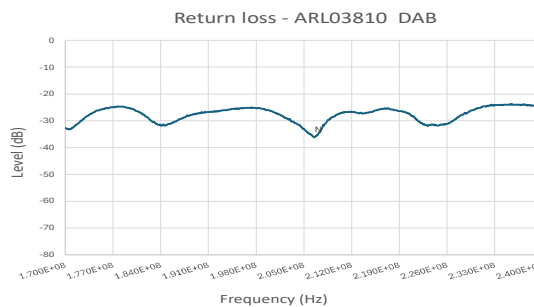
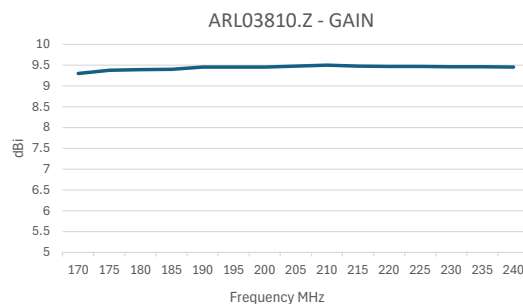
200 Mhz H plane



230 Mhz E plane



230 Mhz H plane



segnaliamo che nel caso di utilizzo delle nostre antenne in condizioni operative particolari, quali ad esempio forti sollecitazioni dinamiche dovute a vento, vibrazioni o deformazioni delle strutture di sostegno, si possono verificare rotture del prodotto stesso e/o la caduta a terra. L'installatore che deve essere altamente qualificato, deve conoscere le normative nazionali di sicurezza in vigore, deve seguire le informazioni contenute nelle nostre istruzioni, deve verificare sempre l'adeguatezza del prodotto stesso alle condizioni operative del sito di installazione e deve controllare l'installazione operando la manutenzione periodica dell'impianto. --- In relation to the laws concerning product liability, we notify you that in case you use our antennas in severe operative conditions such as, for example, strong wind, vibrations or distortions of the support structure, the product can break and/or fall down. The person who install the product must be skilled, must know the national security law in force, must follow the product instructions, must check that the product is compatible with the installation site and must control the installation with periodical maintenance.

Updating  
06/2017

PROTEL reserves the right to amend or modify the products described in this brochure at any time without prior notification in order to improve the design and supply the best possible product.

WWW.PROTEL.IT Via Magellano 3ab6-20090 CESANO BOSCONI (MI) protel@protel.it

copyright©

